

Impactboard Plasterboard

plasterboard
interior lining

Specialty plasterboard that has fibreglass strands within the product and a heavier paper liner meaning the board is much stronger than standard plasterboard. Impactboard is suitable for use in very high traffic areas where walls are subjected to being knocked.

Features and Benefits

- Specifically designed for high impact areas
- High resistance to soft body impact
- Reduced indentations from hard body impact
- Equivalent acoustic performance to BGC Soundboard
- Stronger than standard 13mm plasterboard
- Same installation method as standard plasterboard
- Easy to joint and finish
- Easy to repair

Impactboard is suitable for both residential and commercial applications and is especially recommended for high traffic areas such as entrance foyers, corridors, waiting rooms and many more. Impactboard should be considered when lining areas where the wall linings are subject to a lot of passing human traffic or lots of movement of equipment or furniture.

Impactboard is ideally suited for commercial applications such as schools, hospitals, airports and shopping areas and in residential applications for hallways, rumpus rooms and games rooms.

Thickness (mm)	Width (mm)	Mass (kg)	Length (mm)	
			3000	3600
13	1200	11.5	x	x

Impactboard Plasterboard

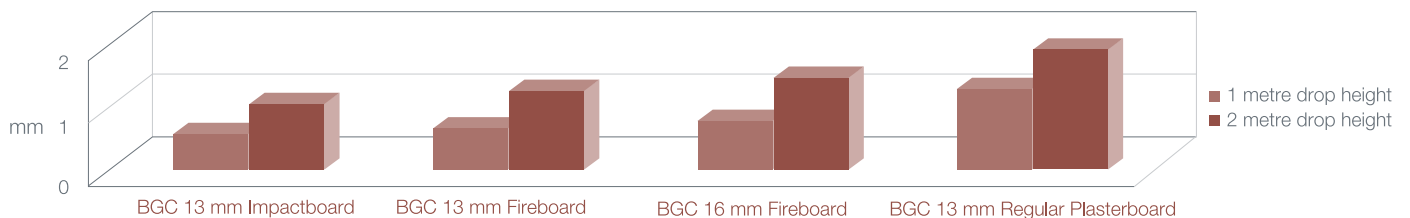
plasterboard
interior lining

Impact Testing

BGC Impactboard has been subjected to a number of hard and soft body impact testing. Impactboard was compared against other BGC Plasterboard products.

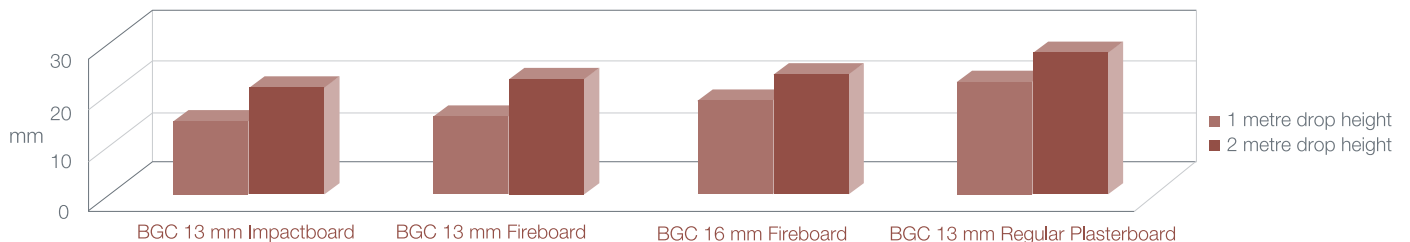
HARD BODY INDENTATION DEPTH (MM) FROM FALLING HARD BODY PROJECTILE

More Impact Resistant - causing less indent. The smaller the number, the better the performance of the product.



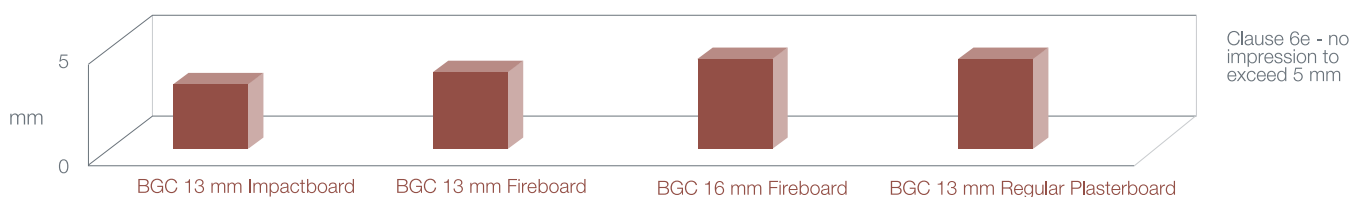
HARD BODY INDENTATION DIAMETER (MM) FROM FALLING HARD BODY PROJECTILE

The smaller the number, the better the performance of the product.



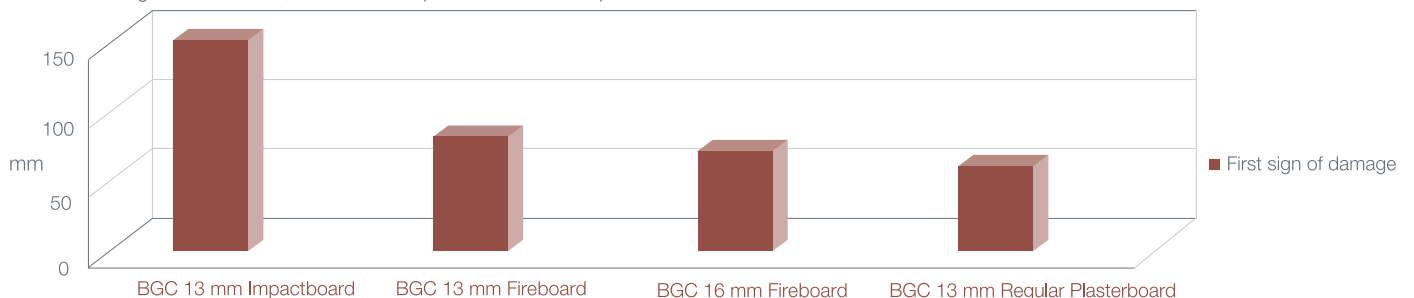
BCA SURFACE INDENTATION CLAUSE 5A AND CRITERION OF CLAUSE 6E - 150 NEWTON FORCE APPLIED

150 Newton Force applied and surface indentation measured in mm. The smaller the number, the better the performance of the product.



FIRST SIGN OF DAMAGE - SOFT BODY (27.2 KG) DROPPED ONTO BOARD FROM VARIOUS HEIGHT (MM)

The higher the number, the better the performance of the product.



Impactboard is not intended to withstand deliberate damage or to be installed in areas where heavy moving machinery such as forklift trucks are used.

To contact your nearest BGC Plasterboard stockist, please call

Adelaide 08 8250 4962 / Brisbane 07 3271 1711 / Melbourne 03 9392 9444

Perth 08 9374 2900 / Sydney 02 9632 2100